

BECAUSE OF JESUS...  
I CAN BE CONTENT!

# CARDBOARD CREATIONS!

## Sometimes the most fun is the box!

We don't always need new or expensive toys to have fun. Why don't you try to make a new toy at home with things you already have? Can you make a spaceship, castle, or house out of a cardboard box? Ask a parent or teacher to help you find some materials around the house or school for creating your own toys.

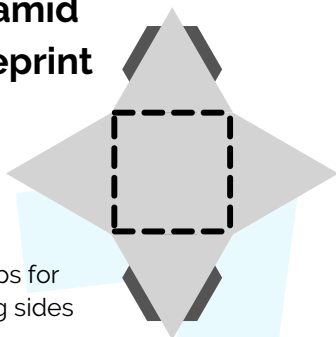


## TIPS FOR CARDBOARD CREATIONS:

### 1. PLAN IT OUT

Are you making something big or small? How much cardboard do you have? How will you hold it together? Make a plan before you start. Ask a grown-up if you need help. You may even want to draw a design first.

#### Pyramid Blueprint

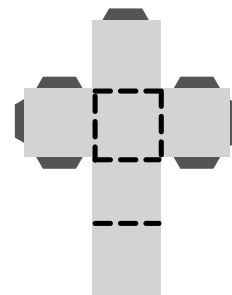


Folding flaps for  
connecting sides

### 2. CREATE A BLUEPRINT


Draw out the template for your design first. Be sure to include things like folding flaps to help hold your cardboard creation together. In mathematics, these plans are called 'nets.' The shape to the left will make a pyramid when folded on the dotted lines. The shape below will make a cube.

#### Cube Blueprint



### 3. USE YOUR CREATIVITY!

Don't forget to decorate your design! Use markers, stickers, or whatever else you may have around the house!



"I know what it's like not to have what I need. I also know what it's like to have more than I need. I have learned the secret of being content no matter what happens. I am content whether I am well fed or hungry. I am content whether I have more than enough or not enough. I can do all this by the power of Christ. He gives me strength." **Philippians 4:12-13 (NIRV)**